


# INCLUSIVE OF STANDARD ACCESSORIES SA 2





AP 916 On/Off Ball Valve



AP 915/SH - 15 Hose 10 x 2000mm



## Optional Parts For Countertop Filter (Available from Plumber)

Use Either Parts	On/Off Mini Ball Valve	For Extension
<p data-bbox="233 1301 520 1335">Hexagonal Equal Tee</p>  <p data-bbox="292 1709 461 1742">Equal Elbow</p> 	<p data-bbox="647 1238 946 1272">On/Off Mini Ball Valve</p> 	<p data-bbox="1161 1301 1254 1335">Nipple</p>  <p data-bbox="1161 1709 1254 1742">Socket</p> 